



TREND OF TYPE 2 DIABETES MELLITUS DATA STUDY (2015 – 2019)

Luh Titi Handayani

Faculty of Health Science, University of Muhammadiyah Jember

Corresponding e-mail : luhtitihandayani@unmuhjember.ac.id

ABSTRACT

BACKGROUND : Diabetes mellitus (DM) is degenerative disease and non communicable disease which need the right treatment. DM is a condition which is the blood glucose is increase above the normal or called hyperglycemia. The prevalence of DM tend to increase in Indonesia until 2030. Inadequate treatment will lead to serious complication. DM is the biggest thread for human health. Tendency to increase is correlate with change of lifestyle and urbanisation.

SUBJECT AND METHODE : This study is using reference from previous journals and publications and then analyse using decriptive analysis.

RESULTS : the results from journal description reveal that there were several factors, which is the enabling and risk factors of DM including age, gender, obesity, lack of activity, unhealthy life style, prevention using HbA1C which is not optimal, not optimal medication and not making good use of existing facilities.

CONCLUSION : the treatment and prevention of diabetes mellitus are needed good collaboration from the patients itself, family and health care team including physician, nurse and dieitian.

Key words : trend of type 2 diabetes mellitus

INTRODUCTION

1. Background

The shifting form communicable to non communicable disease are brings up degenerative disease, and one of them is diabetes mellitus (DM). Based on the data from Perkeni (2015) from epidological perspective Indonesia has been on type 2 diabetes mellitus epideic. The tendency of increasing prevalence are due to changing of life style and urbanization. The prediction stated that 50% of people with diabetes are undiagnosed and two third who get treatment both pharmacological and non pharmacological so that they could control the blood glucose and prevent complication. One of clinical sign of diabetes mellitus is elevating blood glucose or hyperglycemia.

At 20130 the prevalence of diabetes mellitus is predicted to increase 1t 4.4% or reach to 366 millions of people and Asia are contributin to 60% from all of populations (Diagnosis and Classification of Diabetes Mellits, 2011). The data from WHO stated that in 2015 Indonesia is in the seventh place for highest prevalence in the world. The prevalence in Indonesia is tend to increase to 6.9% in 2013 from 5.7% in 2007. Basic health research (Risikesdas) 2013 stated that overweight is the trigger of diabetes mellitus and it increase to 15.4% in 2030.

Diabetes is metabolic disease characterized by hyperglycemia due to insulin secretion disorder, impaired insulin work, or both. Impairment of carbohidrate, fat and protein metabolism used



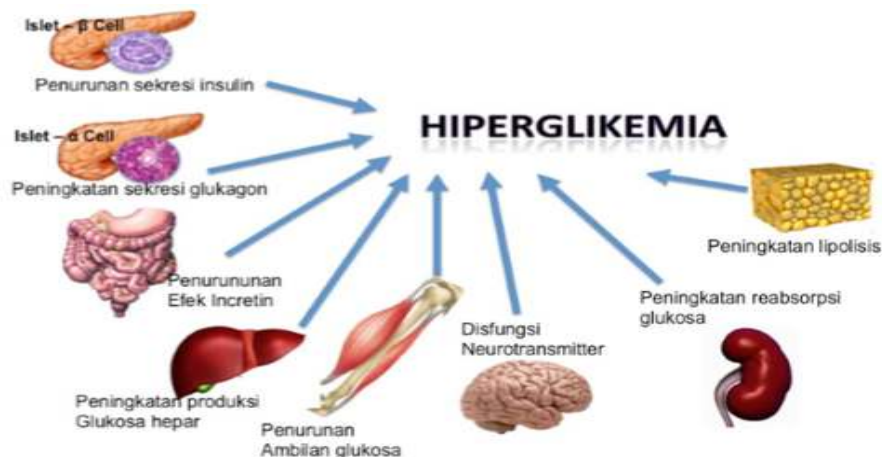
to happen in type 1 diabetes mellitus, the forth category of diabetes including type 1 diabetes mellitus, type 2 diabetes mellitus, gestational diabetes and other type diabetes mellitus (Krenel and Brukel, 2014).

2. State of Problem

The problem faced by Indonesia in treating diabetes mellitus is that not all of people with diabetes mellitus have access to adequate health facilities, including availability of oral and injection drugs at primary health care and limited facilities at health care services. The limitation of health care personnel's ability in treating diabetes and its complication in all aspects of promotive, preventive, curative and rehabilitative still became the obstacle in delivering primary health services.

LITERATURE REVIEW

Diabetes mellitus is a chronic disease characterized by elevated blood glucose at 200mg/dl for randomized blood glucose and 126 mg/dl for fasting blood glucose. Diabetes is known as silent killer because it is often not realized by the person and when it is known the complication has occurred (Ministry Of Health Indonesia Republic of Indonesia, 2014). Diabetes mellitus could attack almost all systems of the human body, from the skin through the heart and it could lead to complications. The pathogenesis of hyperglycemia in type 2 diabetes mellitus is due to some dysfunction of organs such as liver, pancreas and kidney.



Pict 1. The pathogenesis of hyperglycemia

The diagnosis of diabetes mellitus is made based on the assessment of blood glucose taken from the vein.

Diabetes suspicion if there is a classic complaint of diabetes : polyuria, polydipsy, polyphagia and unexplained weight loss plus other complaints such as weakness, tingling, itching, blurry eyes and pruritus in the vulva region.

The Diabetes Mellitus Diagnosis Criteria

Fasting plasma blood glucose examination ≥ 126 mg/dl. Fasting is no calorie intake of at least 8 hours, or

Or



Plasma glucose examination ≥ 200 mg/dl after the glucose tolerance test (TTGO) with a glucose load of 75 grams, or

Or

HbA1c examination ≥ 6.5 using a standardized method by the National Glycohaemoglobin Standardization Program (NGSP)

Laboratory Bloods Levels for Diagnosis of Diabetes and Prediabetes

	HBA1C(%)	Fasting Blood Glucose (mg/dl)	Plasma Glucose 2 Hours After TTGO (mg/dl)
Diabetes	$\geq 6,5\%$	≥ 126	≥ 200
Prediabetes	5,7 -6,4	100-125	140-190
Normal	$<5,7$	< 100	>140

Diabetes Management Target

Parameter	Target
BMI (kg/M ²)	18,5 - $<23^*$
Sistolic (mmHg)	< 140
Diastolic (mmHg)	< 90
Capillary pre prandial blood glucose (mg/dl)	80-130**
Capillary post prandial blood glucose (mg/dl)	$< 180^{**}$
HBA1c	< 7
Cholesterol LDL (mg/dl)	< 100 (<70 bila risiko KV tinggi)
Triglycerides (mg/dl)	< 150

*The Asia Pasific Perspective Redefining Obesity and Its Treatment, 2000

**Standards of Mendical Care in Diabetes, ADA 2015

Complication

Complication of Diabetes Mellitus that are often found are stroke, heart disease, neuropathy (nerve damage). Kidney failure, and diabetic foot which can manifest as ulcers, infections and gangrene, managing requires a long and continuous time. This is done to control blood glucose levels so that diabetes does not develop into other disease.

Diabetes Management

Diabetes management include four pillars :

Pillar 1. Knowledge of diabetes mellitus.

As a result of lifestyle and behavior patterns, especially diet and inadequate activities, procedures for taking medication, eating pattern, complications, and emergency signs need to be owned by the patients and family. Knowledge of independent blood glucose monitoring need to be taught in hypoglycemia or hyperglycemia.

Pillar 2. A balance diet.



A balance diet is succesful management of diabetes mellitus. Eating arrangement and physical activity carried out for 2-4 weeks. If these 2things are not enough to control blood glucose then the doctors will give drug therapy.

Pliiar 3. Actively moving.

Physical excercise is very important to do at least 3 -4 times a week, for 30 minutes.

Pillar 4. Follow your medication

Adhere to the schedule and procedures for taking medication.

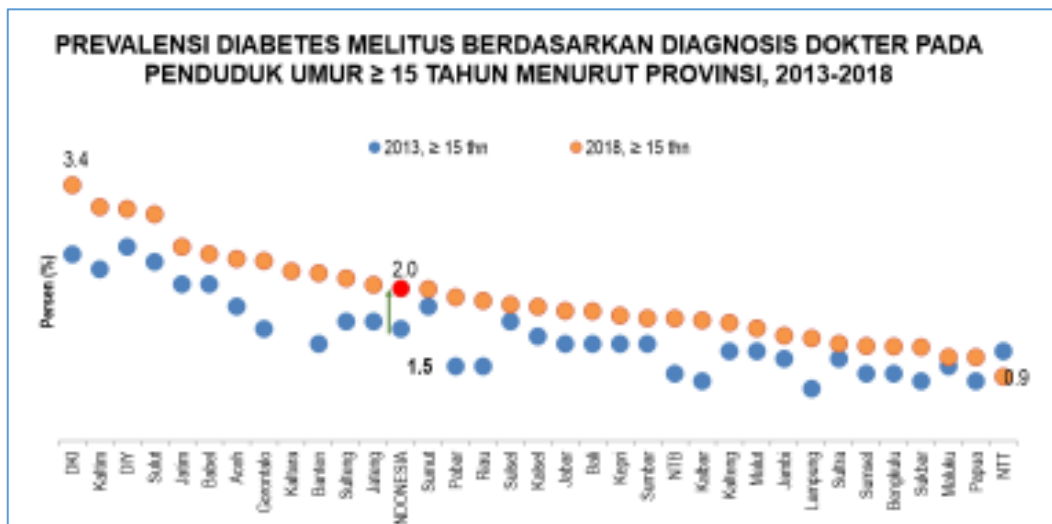
METHODE

This study were used literature review frum journals publishe at 2015- -2019 with the key words : trend of dicabetes mellitus in Indonesia. This is observational descriptive analytic study.

RESULTS AND DISCUSSION

Rahmi Yosmar, a survey of diabetes mellitus risk for the people of Padang City, 2018 stated that of 348 respondents aged 40 – 74 years using the CANRISK (the Canadian Diabetes Risk Questionnaire) questionnaire using a croos sectional survey method with perspective data collection. The results showed that 57.7% of respondents included in the high risk category, 34.5% moderate risk and 7.7% low risk of DM disease. Risk factors that have an influence on DM are gender, age, BMI, waist circumference, history of hypertension, history of high blood sugar, positive family hisroty of diabetes, and education level. While the risk factors that do not affect diabetes mellitus are physical activity, consumption of fruits/vegetables every day and ethinc parents/

The results of Riskesdas 2018 about diabetes are as folows :



Source : Riskesdas, 2018

From the graphic above it is known that there are tendency of increasing the prevalence of diabetes mellitus at age above 15 years old in 2013 and 2018.



Diabetes mellitus is a chronic disease that needs serious treatment, one of planning of them is through optimal diabetes controlling behavior planning. The implication of this study is a needed of a continuous diabetes controlling program for people with diabetes.

According to the data from WHO and International Diabetes Federation (IDF), the problems of diabetes in Indonesia has some same and differences characteristics with the problem of DM in the world. The same problems are (1) the increasing prevalence, (2) bad achievement of glycaemic control, and (3) big cost for caring.

Based on study conducted by Prabaningrum, Kusumawati and Nugroho (2014) stated that urban lifestyle has brought negative impact to the changing of dietary changes such as salty foods, preserved foods, snack consumption and fast food consumption, high consumption of instant noodle, the use of seasoning and lack of physical activity as a result of technological advances, one of which is the delivery order icon, either food or other needs, making people reluctant to travel or move. Lifestyle that is influenced by socioeconomic changes and appetite can result in people's eating patterns that tend to keep the concepts of balanced diet so that it has a negative impact on health and nutrition.

Results of study by Engkartini in 2015 showed that diabetes mellitus tend to increase at average of 3.8%. Patients with type two diabetes mellitus are mostly female and aged over 45 years. Different test results showed differences in sex, age, and residence with a value $p < 0.05$. Hypertension and cholesterol factors have the same proportions ($p > 0.05$).

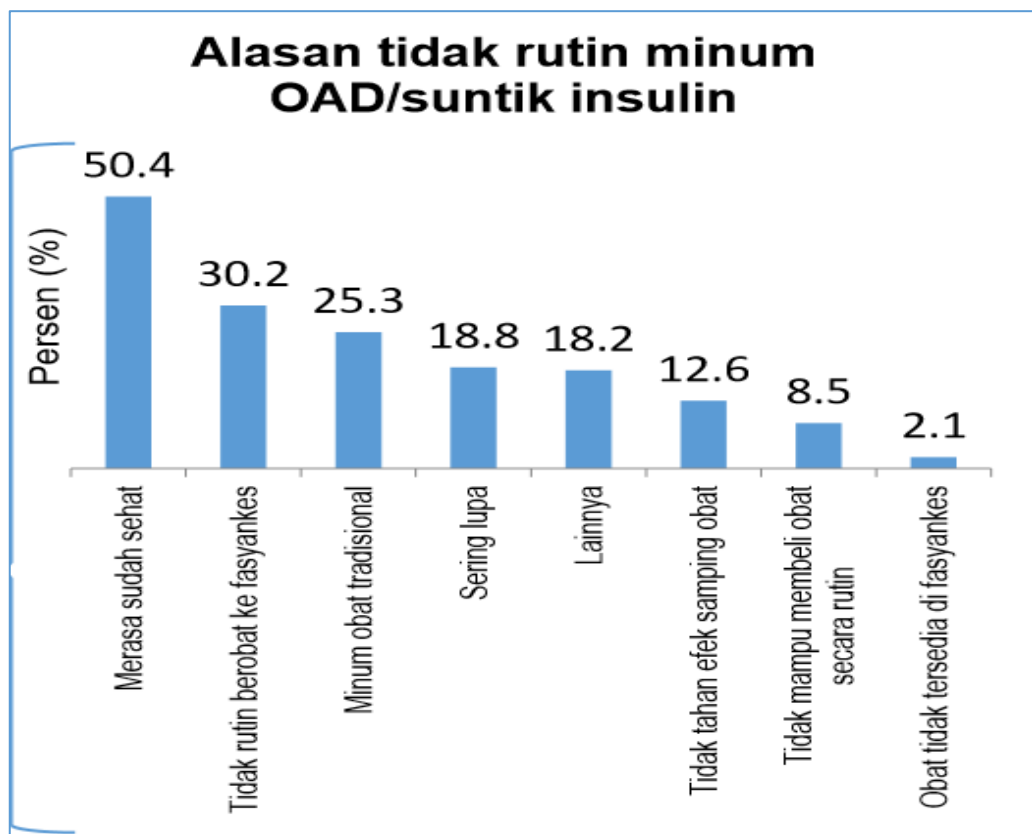
Ariesda's study in 2018 found that the trend of type 2 diabetes mellitus is age ≥ 46 years, female, and do not have a history of hypertension. The prevalence and incidents of events in changes of type 2 diabetes mellitus occurs annually, and their distribution is described using a spatial analysis of GIS.

Based on the results of study showed that people with type 2 DM are more common in women. According to Sletzer and Bare (2013), physically women have the opportunity to increase body mass index that is greater than men, add to this the results of hormonal processes such as premenstrual syndrome and post menopause. Increasing the hormone estrogen can reduce sensitivity to the action of insulin in the muscles and liver. Increased age is also a risk factor for diabetes. This is in accordance with the theory which states that the increasing age of person, the blood circulation towards the peripheral area decreases. Another possibility is because the body's tissue cells are not sensitive or resistant to insulin due to aging. Increased incidence of type 2 DM associated with control of the 4 pillars that some patients do not know about diabetes mellitus education, poor food management, exercise 3 times a week with a frequency of > 30 minutes, and most people who are not adherent to treatment (Son and Berawi, 2015).



(Source : Riskedas, 2018)

The proportion of obesity with an indicator of a woman's belly circumference of 80 cm and behavior of a man of 90 cm found a rising trend from 2007 to 2018.



(Source : Riskedas 2018)

According to the picture, we see that the reason of people with diabetes didn't take their medicine routinely is because they already feel healthy and because they didn't visiting the health care routinely.



The increasing prevalence of type 2 diabetes is correlate significantly with the controlling of the forth pillar which some patients has no idea about education of diabetes mellitus, do not have good eating arrangements, do not do exercise for more than 3 times a week with frequency of more than 30 minutes and most of people with diabetes are not obey the medication (Putra and Berawi, 2015).

The management of therapy that is not optimal also triggers the high complications of diabetes. Due to the community's lack of active participation in scheduled programs (PROLANIS) and lack of adherenceto type 2 diabetes mellitus treatment. This can be caused by several factors including the community not taking drugs on time or regularly checking blood glucose, not maintaining their diet, delaying their schedule routine control to Puskesmas or health services (Fathirohman, Fadhilah and Kunci, 2016). The tendency of increasing diabetes risk factors and the occurrence of complications increase every year in diabetics. In addition to showing less than optimal program implementation, effective immediate action is needed to deal with this phenomenon, such as policy making that can maximize the performance of program implementers. This is consistent with efforts to achieve the SDGs indicator. National diabetes policy making and developing policies to promote and support a healthy lifestyle.

CONCLUSION AND RECOMMENDATION

Data from results and discussion have an upward trend in the coming year. There are several groups at risk including : increased age, female sex, heredity, ineffective glycemic control, obesity, activity, excessive carbohydrate consumption and irregularities in treatment and not using health care facilities for treatment.

Diabetes is a mentabolic disease that can cause comlications and this condition greatly affects the quality of life of people with diabetes. Diabetes can be controlled by diet arrangement, exercise and using anti diabetic drugs (OAD) properly and correctly in accordance with the expected target. Treatment of diabetes is spesific and individual. Modification of a healthy and clean lifestyle (PHBS) with a balance menu is needed in regulating the number of calorie and nutritional needs needed by diabetics. Diabetes is very influential in the quality of life and increased health costs.

Suggestions form researchers are that community plays an active rolein programs such as PROLANIS to prevent complications, health care providers can screen patients with type 2 diabetes, patients with DM complications, or patients with hypertentsion and DM to improve quality of life and reduce the incidence and new cases, especially type 2 DM. The next researcher is expected to study more detail to find out the factors contributing to the highest incidence.

The role of all parties both society and goverment is even more active in efforts to prevent diabets, especially in prevention efforts since this disease id chronic and will be carried for life. In addition to the community, health care teams such as physicians, nursesm and dietician play an important role and prevention and treatment of diabetes. Patients and families also has an important role to plaay because diabetes mellitus requires ongoing care and ongoing patient self management education and support to prevent acute complication and reduce the risk of long term complications.



REFERENCE

- Konsensus Pengelolaan dan Pencegahan Diabetes Melitus Tipe 2 di Indonesia 2011. Jakarta : PB Perkeni ; 2011
- PERKENI. (2015). Konsensus Pengelolaan dan Pencegahan Diabetes Melitus Tipe 2 di Indonesia. 2015, (DM), 1–58.
- Putra, I. W. A., & Berawi, K. (2015). Empat Pilar Penatalaksanaan Pasien Diabetes Mellitus Tipe 2. *Jurnal Majority*, 4(9), 8-12.
- Prabaningrum, R. (2014). Hubungan Antara Perilaku Pengendalian Hipertensi Dengan Keberhasilan Penurunan Tekanan Darah Pada Kejadian Hipertensi Esensial Di Puskesmas Kratonan Surakarta, 34 – 54.
- Dinas Kesehatan Provinsi Jatim. 2013. Profil Kesehatan Provinsi Jawa Timur Tahun 2013. (Online).
- International Diabetes Federation. (2015). IDF Diabetes Atlas. International Diabetes Federation. <https://doi.org/10.1289/image.ehp.v119.i03>
- Kautzky-Willer, A., Harreiter, J., & Pacini, G. (2016). Sex and gender differences in risk, pathophysiology and complications of type 2 diabetes mellitus. *Endocrine Reviews*, 37(3), 278–316. <https://doi.org/10.1210/er.2015-1137>.
- Notoatmodjo, S. 2007. Promosi Kesehatan dan Ilmu Perilaku. Jakarta: Rineka Cipta.
- Notoatmodjo, S. 2010. Metodologi Penelitian Kesehatan. Jakarta: PT.Rineka Cipta.
- Nursalam. 2013, .Konsep Dan Penerapan Metodologi Penelitian Ilmu Keperawatan, Edisi 2. Jakarta: Salemba Medika.
- RISKESDAS. 2013. Laporan Hasil Riset Kesehatan Dasar. Jakarta: Badan Penelitian dan Pengembangan Kesehatan.
- Setiadi. 2013. Konsep Dan Penulisan Riset Keperawatan. Yogyakarta: Graha Ilmu.
- World Health Organization. (2016). Global Report on Diabetes. Isbn, 978, 88. <https://doi.org/ISBN9789241565257>.